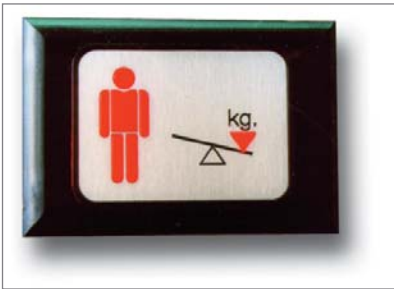



## MBD

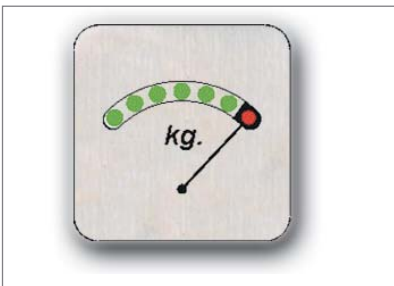


- ◆ Progressive indicator of the load. The model MBL has also an integrated emergency light.
- ◆ Visual indicator of the full load.
- ◆ Visual and Sound indicator of the overload.
- ◆ Front panel made of stainless steel.
- ◆ Installation in frame panel, evened or with mark.
- ◆ 2 wires connections without polarity.

## MBL



## MBR



### Cabin load weight indicator

