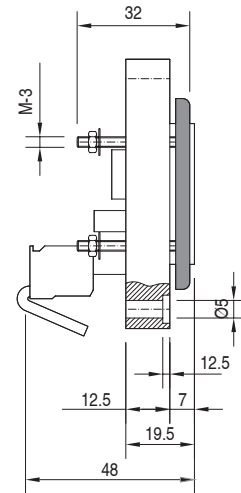
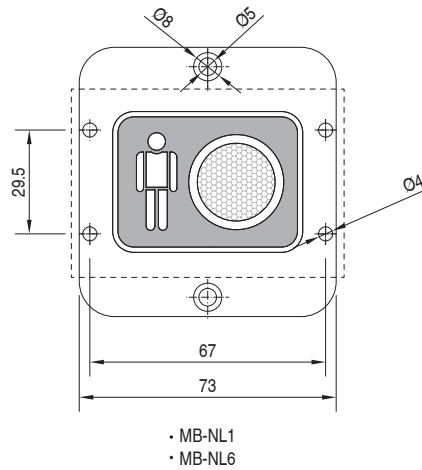
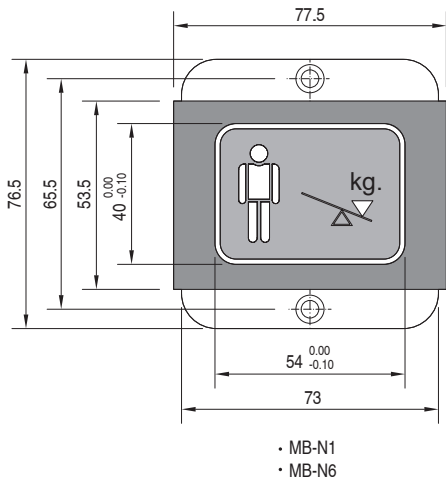
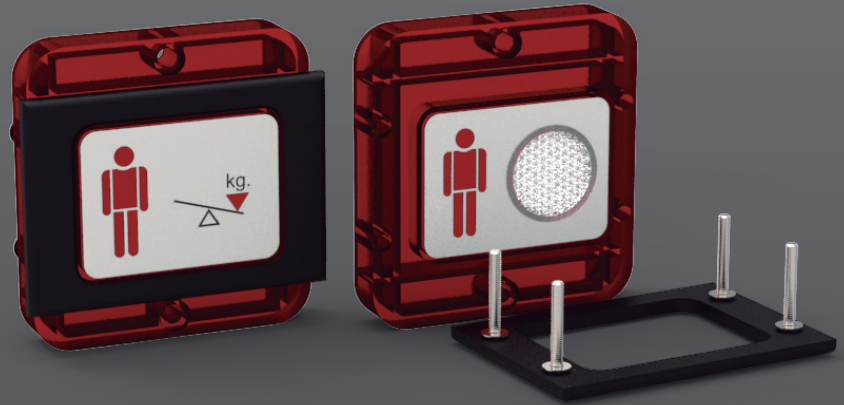


## Cabin display

The cabin display MB models are designed to indicate visually the load inside the cabin. It shows a progressive luminous indication based on the weight loaded inside the cabin. Also, this accessory is compatible with any Dinacell device that has a cabin display input.



	MB-N1	MB-NL1	MB-N6	MB-NL6
Visual progressive load indication	-	-	✓	✓
Full load indicator	✓	✓	✓	✓
Visual overload indicator	✓	-	✓	-
Emergency lighting	-	✓	-	✓
Unpolarized connection	-	-	✓	✓
Tainless steel front panel	✓	✓	✓	✓
<b>Ref.</b>	<b>007415</b>	<b>012454</b>	<b>012455</b>	<b>012456</b>

For other designs and special dimensions, contact with our sales department.

For more information

[www.elevatormotors.com](http://www.elevatormotors.com)

ELEVATOR MOTOR CORPORATION. (EMCO)  
80 Carolyn Boulevard,  
NY- 11735 Farmingdale, USA  
Phone. (+1) 6312934440  
Fax. (+1) 6312932714



**Document Ref.: D1731-02**  
**Publication date: 21/03/2022**

OFFICIAL USA DISTRIBUTOR OF DINACELL ELECTRÓNICA S.L.

Dinacell Electrónica S.L. reserves the right to add, modify and/or delete content of the document without prior notice. The content indicated here should be used as general product information. It should not be interpreted as a guarantee of quality or durability.